

Роль GLOBEFISH в сокращении информационного разрыва в торговле продуктами рыболовства и аквакультуры

Международный рыбопромышленный форум и
Выставка рыбной индустрии, морепродуктов и
технологий, Россия - 2021 г.

8 сентября 2021 г.

Вэйвэй Ван, специалист по рыбному хозяйству, ФАО



Торговля рыбой

Fish 50%

Beef 20%

Pork 15%

Poultry 15%

GLOBEFISH

Вебсайт

www.globefish.org

- * Рыночные отчеты
- * Новости
- * Ежемесячные обновления статистики
- * События
- * Правила торговли
- * ...

Электронная почта
globefish@fao.org

Бюллетень

Твиттер



@FAOfish
#FAOglobefish

GLOBEFISH - Information and Analysis on World Fish Trade



About GLOBEFISH


Market Reports

Trade Information

Countries

Publications

News & Events




GLOBEFISH Trade Statistics - June 2020



Fish
Species



COVID-19



Border
Rejections

MEMBERS LOGIN



Subscribe to our
NEWSLETTER

Contact us

For information, please
email: globefish@fao.org

**GLOBEFISH и
ИНФОРМАЦИОННАЯ
СЕТЬ ПО РЫБНОМУ
ХОЗЯЙСТВУ (FIN) -
эффективные и
надежные инструменты
для содействия
торговле
и упрощения анализа
рынка**



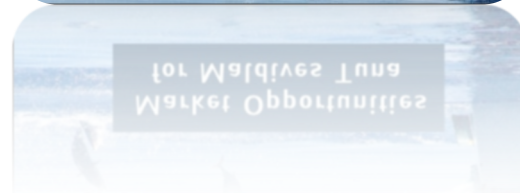


Анализ рынка


Анализ торговли

Следующие шаги

Анализ рынка

Периодические отчеты






GLOBEFISH Trade Statistics - Catfish, June 2020

GLOBEFISH


The GLOBEFISH Trade Statistics focus on trends in trade flows for the major product groups...



GLOBEFISH Trade Statistics - Tilapia, June 2020

GLOBEFISH


The GLOBEFISH Trade Statistics focus on trends in trade flows for the major product groups...



GLOBEFISH Trade Statistics - Small Pelagics, June 2020

GLOBEFISH

The GLOBEFISH Trade Statistics focus on trends in trade flows for the major product groups...



GLOBEFISH Trade Statistics - Salmon, June 2020


GLOBEFISH

The GLOBEFISH Trade Statistics focus on trends in trade flows for the major product groups...



GLOBEFISH TRADE STATISTICS

June 2020




GLOBEFISH TRADE STATISTICS

June 2020



GLOBEFISH TRADE STATISTICS

June 2020



GLOBEFISH TRADE STATISTICS

June 2020

United States | Exports to all partners | Salmon - All products

- 7.1 USD value trend, Jan 2019 to Dec 2020
- 7.2 Volume & USD unit value trend, Jan 2019 to Dec 2020
- 7.3 Year-on-year USD value , Jan 2019 to Dec 2020
- 7.4 Year-on-year volume & USD unit value, Jan 2019 to Dec 2020
- 7.5 Stacked USD value by partner, Jan to Dec, 2019 to 2020
- 7.6 Stacked volume by partner, Jan to Dec, 2019 to 2020
- 7.7 Year-on-year USD value by partner, Jan to Dec, 2019 to 2020
- 7.8 Year-on-year volume & USD unit value by partner, Jan to Dec, 2019 to 2020
- 7.9 Stacked USD value by partner, Jan to Dec, 2019 to 2020
- 7.10 Stacked volume by partner, Jan to Dec, 2019 to 2020
- 7.11 Year-on-year USD value by partner, Jan to Dec, 2019 to 2020
- 7.12 Year-on-year volume & USD unit value by partner, Jan to Dec, 2019 to 2020

Russia | Exports to all partners | Salmon - All products

- 8.1 USD value trend, Jan 2019 to Dec 2020
- 8.2 Volume & USD unit value trend, Jan 2019 to Dec 2020
- 8.3 Year-on-year USD value , Jan 2019 to Dec 2020
- 8.4 Year-on-year volume & USD unit value, Jan 2019 to Dec 2020
- 8.5 Stacked USD value by partner, Jan to Dec, 2019 to 2020
- 8.6 Stacked volume by partner, Jan to Dec, 2019 to 2020
- 8.7 Year-on-year USD value by partner, Jan to Dec, 2019 to 2020
- 8.8 Year-on-year volume & USD unit value by partner, Jan to Dec, 2019 to 2020
- 8.9 Stacked USD value by partner, Jan to Dec, 2019 to 2020
- 8.10 Stacked volume by partner, Jan to Dec, 2019 to 2020
- 8.11 Year-on-year USD value by partner, Jan to Dec, 2019 to 2020
- 8.12 Year-on-year volume & USD unit value by partner, Jan to Dec, 2019 to 2020

Статистика-цены

GLOBEFISH European Price Dashboard



Species groups

Filters

Reset filters

Common name	Preservation	Product form	Grading	Price per kg	% change 1 week	Scier
Atlantic bonito	Fresh	Head off		€ 6.00	-23%	Sard.
Atlantic bonito	Fresh	Whole		€ 4.50	-24%	Sard.
Atlantic cod	Dry salted	Fillet		€ 12.00	0%	Gadu
Atlantic cod	Dry salted	Fillet		€ 16.50	0%	Gadu
Atlantic cod	Fresh	Back fillet		€ 16.50	-6%	Gadu
Atlantic cod	Fresh	Cheeks		€ 15.00	0%	Gadu
Atlantic cod	Fresh	Fillet		€ 10.50	-9%	Gadu
Atlantic cod	Fresh	Fillet	100-200 g	€ 11.50	-8%	Gadu
Atlantic cod	Fresh	Fillet	200-300 g	€ 12.30	-8%	Gadu
Atlantic cod	Fresh	Head off	2-3 kg	€ 8.20	-2%	Gadu
Atlantic cod	Fresh	Head off	3-4 kg	€ 7.80	-3%	Gadu
Atlantic cod	Fresh	Head off	3-4 kg	€ 11.00	0%	Gadu



Анализ торговли

GLOBEFISH Рыночный профиль



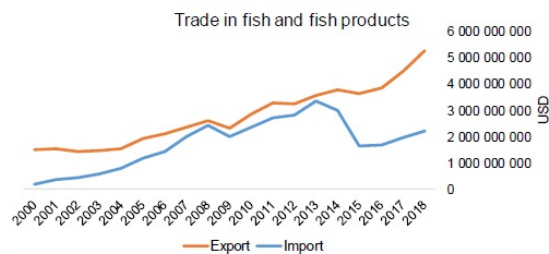
Food and Agriculture Organization
of the United Nations

Russian Federation

GLOBEFISH Market Profile - 2018

COUNTRY BRIEF

Population	Ease of doing business rank
145 530 080	31st
Length of coastline	Exclusive economic zone
110 310 km	6 255 800 km ²
Average GDP growth	GDP per capita
N/A	USD 11 394



GDP from fisheries

0.16%

Fish available for consumption

20.1 kg/capita

Imports of fish and fish products - 2018

USD 2 222 355 000

Agricultural GDP from fisheries

5.41%

Fisheries and aquaculture production

Total	5 310 936 tonnes
Fisheries	96%
Aquaculture	4%

Exports of fish and fish products - 2018

USD 5 284 281 000

Profile compiled by [GLOBEFISH](#) – June 2021

Imports - Top 10 Products (Value)

Rank	Product	Value (USD)
1 st	Atlantic, Danube salmon frozen; excluding fillets, livers and roes HS 0303.13	338 612 000
2 nd	Shrimps, prawns frozen HS 0306.17	257 035 000
3 rd	Atlantic, Danube salmon fresh or chilled; excluding fillets, livers and roes HS 0302.14	188 492 000
4 th	Fish, other than species in 0303 frozen; excluding fillets, livers and roes HS 0303.89	102 312 000
5 th	Mackerel frozen; excluding fillets, livers and roes HS 0303.54	96 785 000
6 th	Fish, other than species in 0305.3 dried, salted or in brine; not smoked HS 0305.39	90 471 000
7 th	Trout frozen; excluding fillets, livers and roes HS 0303.14	71 003 000
8 th	Fish, other than species in 0304 frozen meat; excluding fillets, livers and roes HS 0304.99	70 407 000
9 th	Caviar substitutes prepared from fish eggs HS 1604.32	69 378 000
10 th	Eels prepared or preserved; whole or in pieces HS 1604.17	67 869 000

Exports - Top 10 Products (Value)

Rank	Product	Value (USD)
1 st	Cod frozen; excluding fillets, livers and roes HS 0303.63	764 057 000
2 nd	Alaska Pollack frozen; excluding fillets, livers and roes HS 0303.67	743 843 000
3 rd	Crabs frozen HS 0306.14	669 301 000
4 th	Crabs live, fresh or chilled HS 0306.33	414 371 000
5 th	Pacific salmon frozen; excluding fillets, livers and roes HS 0303.12	405 939 000
6 th	Livers, roes, milt frozen HS 0303.91	363 480 000
7 th	Cod frozen fillets HS 0304.71	231 840 000
8 th	Sockeye salmon (red salmon) frozen; excluding fillets, livers and roes HS 0303.11	165 316 000
9 th	Alaska Pollack frozen fillets HS 0304.75	141 234 000
10 th	Mackerel frozen; excluding fillets, livers and roes HS 0303.54	139 518 000

[HS codes](#)

[GLOBEFISH](#)

Explore more market information
on the GLOBEFISH website



GLOBEFISH - центр доступа к рынку

- Общие требования к торговле продуктами рыболовства и аквакультуры
- Безопасность пищевых продуктов и технические барьеры
- Нетарифные меры
- Анализ торговых договоров
- Процедуры экспорта и импорта
- Тарифы
- ...



А также...



**Border
rejection**



**Social
responsibility**




**COVID-19
Monitoring**



**Communication
platform**

Следующие шаги

- 
- Интервью с ведущими экспертами
 - Видовой профиль
 - Анализ торговли
 - Торговые оповещения

Спасибо



Food and Agriculture
Organization of the
United Nations

Вэйвэй Ван
Weiwei.Wang@fao.org